
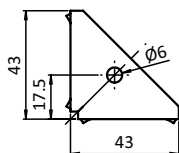
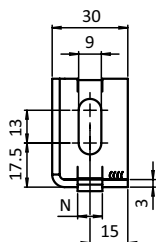




**STAHLWINKEL 30/45**

**STEEL CONNECTION ANGLE 30/45**

<b>Ausführung</b>	Stahl, ab Profil 30	<b>Model</b>	Steel, profile 30 and up
<b>Beschreibung</b>	zur rechtwinkligen Verbindung von zwei Aluminiumprofilen	<b>Description</b>	To connect two aluminum profiles at right angles
<b>Material</b>	Stahl	<b>Material</b>	Steel
<b>Liefereinheit</b>	10 Stück	<b>Pack Quantity</b>	10 pieces



Stahlwinkel 30/45  
 Steel Connection Angle 30/45

N

Gewicht [g]  
 Weight [g]

Teil-Nr.  
 Part #

	N	Gewicht [g] Weight [g]	Teil-Nr. Part #
		41.0	<b>093WV431V</b>
	10	61.4	<b>093WV432V</b>