
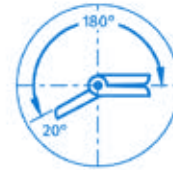
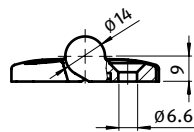
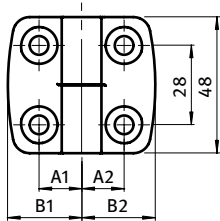


## EDELSTAHL-KOMBISCHARNIER 25

## STAINLESS STEEL COMBI HINGE 25

**Ausführung** aushängbar  
**Beschreibung** für Flächenelemente und Aluminiumprofile  
**Material** Flügel: Edelstahl 1.4401  
 Achse: Edelstahl 1.4104  
**Befestigung** vorderseitig mit Senkschrauben M6  
**Liefereinheit** 10 Stück

**Model** Detachable  
**Description** To hinge panels or aluminum profiles  
**Material** Wing: Stainless steel SS316  
 Axle: Stainless steel SS430 F  
**Fastening** From the front, using M6 countersunk screws  
**Pack Quantity** 10 pieces



Kombischarnier Combi Hinge	A1 [mm]	A2 [mm]	B1 [mm]	B2 [mm]	F <sub>Amax</sub> [N]	F <sub>Rmax</sub> [N]	Bezeichnung Description	Gewicht [g] Weight [g]	Teil-Nr. Part #
L: links <i>Left</i>	15.0	15.0	26.0	26.0	625	900	25/25	144.0	095E2525L
R: rechts <i>Right</i>	15.0	15.0	26.0	26.0	625	900	25/25	144.0	095E2525R

